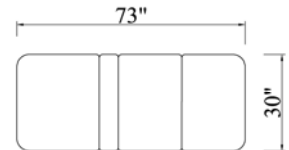


Stationary MultiPro



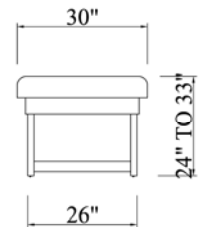
TOP:

Top design	Four piece adjustable top with round corners, three-layer foam, 3/4" plywood
Standard size top	30" x 73"
Foam	2" firm bottom layer + 1- 3/4" medium-density layer of urethane polymer
Polyester batting	1/2" fluffy polyester Dacron top layer
Frame	3/4" plywood frame reinforced for armrests and face support
Back tilt angle	0 to 75°
Knee tilt angle	0 to 30°
Top adjustment mechanism	Manual tilt lever/pole adjustment of torso, knee, and upper-body sections



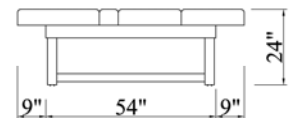
BASE & FRAME:

Solid Maple Legs	Easy-to-use manual knob and peg height adjustment; Cherry veneer optional
Leg recess	9" recess from ends of table
Height range - standard	24" - 33" 9 positions
Shelf	Maple or Cherry veneer shelf with hardwood frame
Capacity	Static weight capacity 1000 lbs.
Cabinet	Optional hardwood cabinet in Maple or Cherry



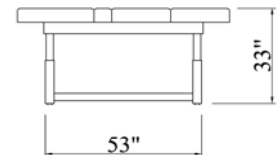
VINYL:

UltraSoft-Touch - standard	Lightly textured, super-soft PU vinyl, fabric backed
----------------------------	--



ACCESSORIES:

Sidearms	60-degree Sidearms or Flex Armrests
Face support	Deluxe FaceSpace II
Foot extension	Salon Footrest or Full Footrest
Neck bolster	Facial Neck Bolster



GUARANTEES:

Structure	10 yrs.
Vinyl & foam	Guaranteed to arrive in good condition

WEIGHTS:

Table weight	150 lbs.
Shipping weight - boxed	200 lbs.
Shipping dimensions	83" x 36" x 39"

Rev 3/10

www.TouchAmerica.com
(800) 678-6824 · (919) 732-6968
PO Box 1304 · Hillsborough · NC 27278



TouchAmerica

evolving the spa experience